



Hometown People. Hometown Power.

# Rate Schedules Fiscal Year 2023-2024

Effective November 1, 2023



# Electric Residential Rates





# Understanding Your Electric Bill

Understanding how your electric bill is calculated is more than knowing the rates you pay. You also need to understand how much energy you're using to calculate your total cost.

## Watt (W)

### Definition

A watt measures amps & volts to calculate how much energy is being used. Think of electricity like water flowing through a pipe. Amps are like the amount of water flowing through the pipe, while volts are like the pressure of the water. The more amps and volts you have, the more energy you're using. To calculate watts, multiply the amps by the volts. For example, if you have 2 amps and 110 volts, you get 220 watts.

### Example

A watt is the energy used by a device. For example, a 600-watt refrigerator requires 120 volts and 5 amps of energy to run.  $120 \text{ volts} \times 5 \text{ amp} = 600 \text{ watts}$ .

## Kilowatt (kW)

### Definition

A kilowatt is the measure of how much power an electric appliance consumes

$\text{kW} = 1 \text{ kilowatt}$ ,  $1 \text{ kW} = 1000 \text{ W}$

### Example

To calculate the amount of kW a 600W appliance uses divide by 1000W  
 $600 \text{ W} / 1000 = 0.6 \text{ kW}$

## Kilowatt-Hour (kWh)

### Definition

A kilowatt-hour measures the energy an appliance uses in kW per hour  
 $\text{kWh} = 1 \text{ kilowatt hour}$

### Example

To calculate the amount of kWh your 1500W appliance for 2 hours a day  
 $0.6 \text{ kW} \times 2 \text{ hours} = 1.2 \text{ kWh per day}$

To calculate the kWh it uses a month  
 $1.2 \text{ kWh} \times 30 \text{ days in a month} = 36 \text{ kWh per month}$



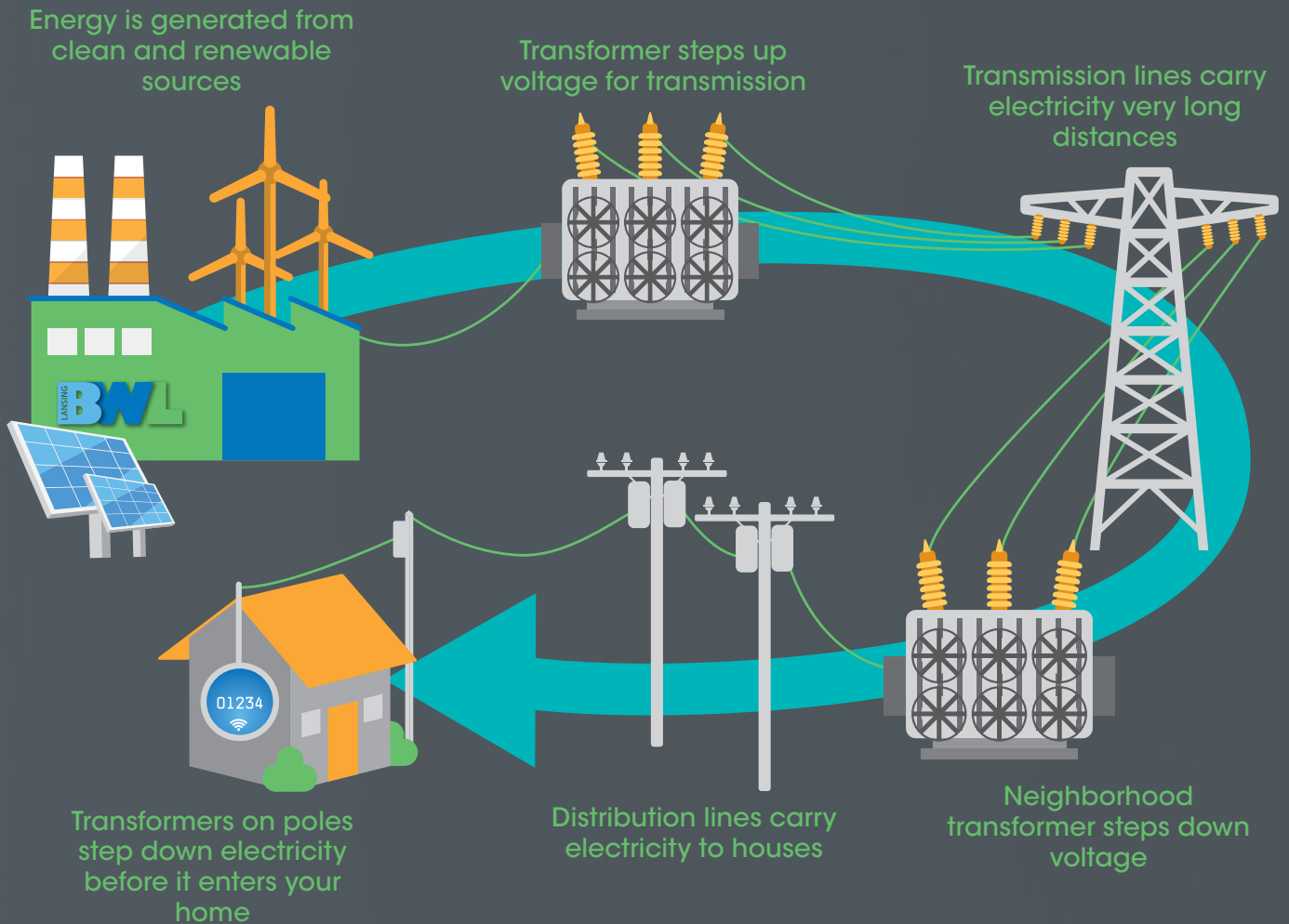
Need help estimating usage for your household electric items?

Go to  
[lbwl.com/electric-calculator](http://lbwl.com/electric-calculator)  
to learn more & use the online calculator

# Understanding Your Electric Bill

## Basic Charges

Understanding how your electricity is delivered and measured also helps you understand how your bill is calculated.



The basic charge on your electric bill is your portion of line and equipment maintenance, which helps to ensure that consistent power is delivered to your house. The charge also includes customer service, billing and processing services.

Your kWh is measured with a smart meter, typically located where the power line goes into your home. Smart meters use digital technology that enables us to read your meter remotely.

# Understanding Time of Use Electric Rates

Energy is at its most expensive in peak demand, like on a hot summer day, and if not managed, can put a strain on the grid. It's also when the cost to generate electricity is at its highest.

Time of use allows you to better manage your costs and consumption, while also having a positive impact on the environment.

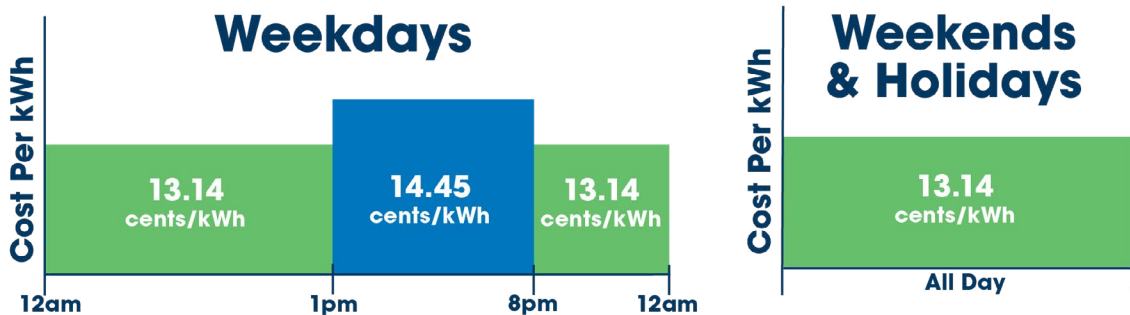
## Standard Residential Electric Service - RES1

All residential electric customers on the standard RES1 rate utilize a time of use calculation with an off-peak rate of \$0.1314 per kilowatt-hour (kWh), and \$0.1445 per kWh during on-peak hours year-round. Note rates don't change in the summer months versus the winter months.

### Rate - RES1

Valid beginning November 1, 2023

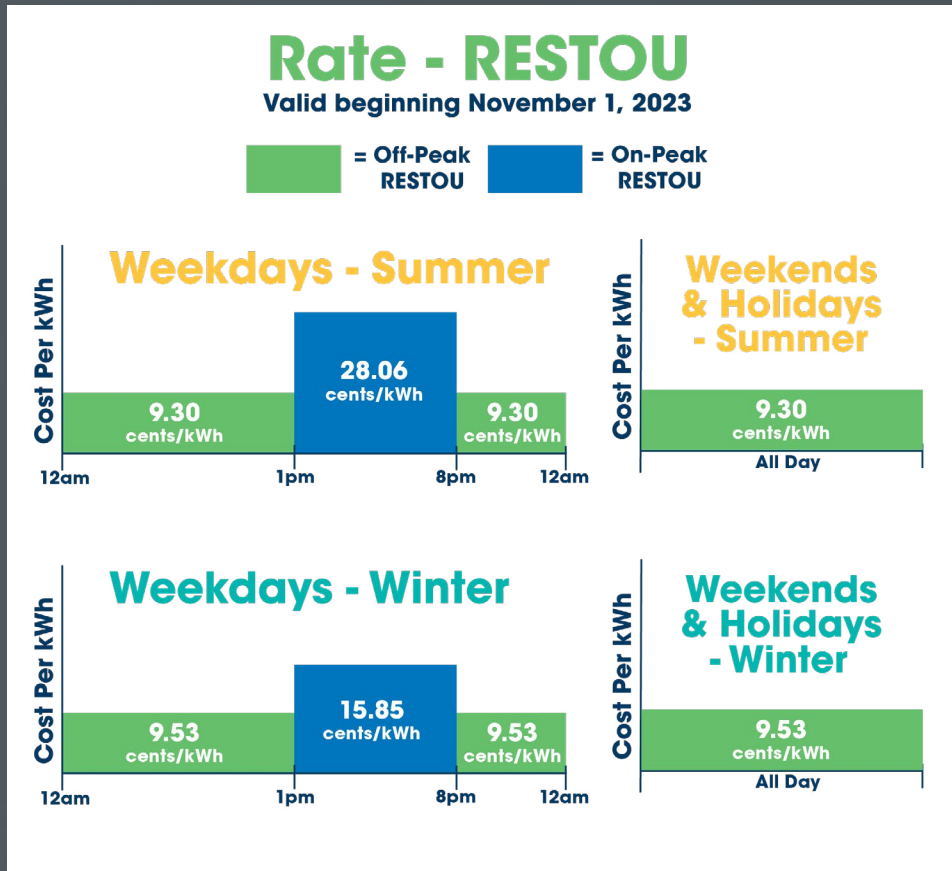
 = Off-Peak RES1     = On-Peak RES1



RES1 rates are the same in summer & winter.

# Off-Peak Savers Rate - RESTOU

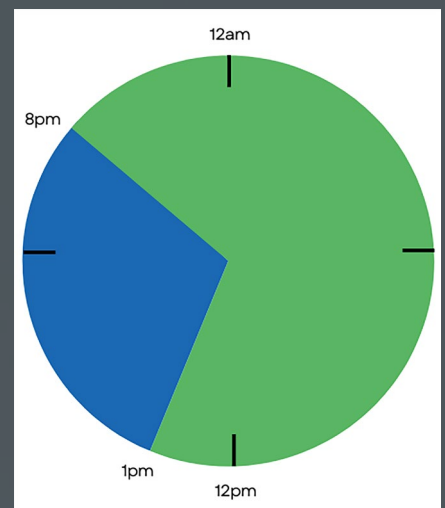
BWL also offers its “Off-Peak Savers Rate” (RESTOU) to residential electric customers who want to take a more active approach and are looking for extra savings by shifting their energy usage to off-peak times.



## On-Peak and Off-Peak Hours

Both time of use calculations, RES1 and RESTOU, will see on-peak hours from 1pm-8pm Monday through Friday. Off-peak hours will include 8pm-1pm, Saturdays, Sundays, and Holidays.\*

\*There are six NERC/MISO Off-Peak Holidays applicable to time of use, those include: New Year’s Day, Memorial Day, Independence Day, Labor Day, Thanksgiving Day and Christmas Day. If any of these holidays fall on a Sunday, the following Monday will be considered Off-Peak. Otherwise, the remaining holidays that fall on weekdays are treated as normal with “on-peak” hours that fall 1-8pm and “off-peak” hours that fall 8-1pm.





# Understanding Your Standard Residential Electric Service - RES1

This rate is available to any BWL customer of a single-family or multifamily dwelling through one meter on the premises.

Now you understand how to calculate the amount of kWh your home uses each month, the cost depending on when you use that kWh and the basic service charge. Next we learn about the commodity charge, which is the amount you are charged per kWh used. (This amount varies based on the time of day during the week and the quantity of kWh used.)



January 1 - December 31



Off-Peak Hours  
All Other Hours  
\$0.1314 per kWh

On-Peak Hours  
1pm to 8pm  
\$0.1445 per kWh

Now we can estimate your monthly energy cost by using the rate chart above.

For this example we will use 550 kWh used per month.

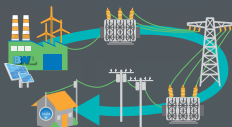
### Example of Your Rate

To calculate your 550 kWh household used per month.

450 kWh x \$0.1314 = \$59.13 (Off-Peak)

100 kWh x \$0.1445 = \$14.45 (On-Peak)

550 kWh per month =  
\$73.58 Commodity Charge



Don't forget to add the Basic Service Charge of \$20.50 per month.





**STANDARD RESIDENTIAL ELECTRIC SERVICE  
RATE CODE: RES1**

**Availability** - This rate is available to any Lansing Board of Water & Light (“BWL”) customer of a single-family dwelling or multifamily dwelling of four units or less when the entire electric service requirements are supplied at one Premises through one meter. Service to appurtenant buildings may be taken through the same meter.

Beginning with the November 2023 Billing Month, all Residential customers will be enrolled in this Residential Time of Use (“TOU”) rate and will continue to be enrolled for at least twelve (12) months.

Service under this rate is not available when a portion of the dwelling or an appurtenant building is used for commercial, industrial, or resale purposes unless the wiring is so arranged that service for residential and non-residential purposes are metered separately on separate Accounts.

**Nature of Service** - The service is alternating current, 60 hertz, single phase, 120/240 nominal volts.

**Monthly Rate** - Shall be computed in accordance with the following charges:

	<u><b>11/1/2023</b></u>
<b>Basic Service Charge</b>	\$20.50 Per month
<b>Commodity Charge</b>	
Off-Peak Summer	\$0.1314 Per kWh for all Off-Peak kWh between June 1 and September 30
On-Peak Summer	\$0.1445 Per kWh for all On-Peak kWh between June 1 and September 30
Off-Peak Winter	\$0.1314 Per kWh for all Off-Peak kWh between October 1 and May 31
On-Peak Winter	\$0.1445 Per kWh for all On-Peak kWh between October 1 and May 31

**Minimum Bill** - The Minimum Bill is the Basic Service Charge included in the Monthly Rate.


**Schedule of On-Peak and Off-Peak Hours** - The following schedule shall apply Monday through Friday, including weekday U.S. Holidays when applicable. Saturday and Sunday are Off-Peak. Designated NERC/MISO weekday holidays, as shown in the Rules and Regulations, will be considered Off-Peak.

- A) On-Peak Hours: 1:00PM to 8:00PM
- B) Off-Peak Hours: 8:00PM to 1:00PM

**Surcharges and Riders** - Service under this rate is subject to surcharges and riders as defined on a separate surcharge or rider schedule.

**Fee and Tax Adjustment** - Any taxes, assessments, franchise fees, or any other charges or fees levied by a governmental entity or political subdivision upon BWL property, operations, or the production, distribution or sale of electric power, will be in addition to the rates set forth herein.

**Rules and Regulations** - Service under this rate is subject to the BWL Rules and Regulations for Electric Service hereby incorporated by reference.



# Off-Peak Savers Residential Electric Service Rate: RESTOU

This rate is available to any BWL customer of a single-family or multifamily dwelling through one meter on the premises.



## Summer Rates June 1 - September 30

Off-Peak Hours  
All Other Hours  
\$0.0930 per kWh

On-Peak Hours  
1pm to 8pm  
\$0.2806 per kWh



## Winter Rates October 1 - May 31

Off-Peak Hours  
All Other Hours  
\$0.0953 per kWh

On-Peak Hours  
1pm to 8pm  
\$0.1585 per kWh

Now we can estimate your monthly energy cost by using the rate chart above.

For this example we will use 550 kWh used per month, 350 kWh during off-peak hours and 200 during on-peak hours.

### Example Summer Rate

To calculate your 550 kWh household used per month.

$$450 \text{ kWh} \times \$0.0930 = \$41.85$$
$$100 \text{ kWh} \times \$0.2806 = \$28.06$$

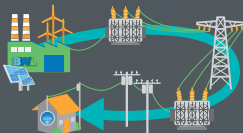
$$550 \text{ kWh per month} =$$
$$\$69.91 \text{ Commodity Charge}$$

### Example Winter Rate

To calculate your 550 kWh household used per month.

$$450 \text{ kWh} \times \$0.0953 = \$42.89$$
$$100 \text{ kWh} \times \$0.1585 = \$15.85$$

$$550 \text{ kWh per month} =$$
$$\$58.74 \text{ Commodity Charge}$$



Don't forget to add the Basic Service Charge of \$23.00 per month



**OFF-PEAK SAVERS RESIDENTIAL ELECTRIC SERVICE  
RATE CODE: RESTOU**

**Availability** - This rate is available to any Lansing Board of Water & Light (“BWL”) customer of a single-family dwelling or multifamily dwelling of four units or less when the entire electric service requirements are supplied at one Premises through one meter. Service to appurtenant buildings may be taken through the same meter.

Service under this rate is not available when a portion of the dwelling or an appurtenant building is used for commercial, industrial, or resale purposes unless the wiring is so arranged that service for residential and non-residential purposes are metered separately on separate Accounts.

**Nature of Service** - The service is alternating current, 60 hertz, single phase, 120/240 nominal volts.

**Monthly Rate** - Shall be computed in accordance with the following charges:

	<u>11/1/2023</u>
<b>Basic Service Charge</b>	\$23.00 Per month
<b>Commodity Charge</b>	
Off-Peak Summer	\$0.0930 Per kWh for all Off-Peak kWh between June 1 and September 30
On-Peak Summer	\$0.2806 Per kWh for all On-Peak kWh between June 1 and September 30
Off-Peak Winter	\$0.0953 Per kWh for all Off-Peak kWh between October 1 and May 31
On-Peak Winter	\$0.1585 Per kWh for all On-Peak kWh between October 1 and May 31

**Minimum Bill** - The Minimum Bill is the Basic Service Charge included in the Monthly Rate.


**Schedule of On-Peak and Off-Peak Hours** - The following schedule shall apply Monday through Friday, including weekday U.S. Holidays when applicable. Saturday and Sunday are Off-Peak. Designated NERC/MISO weekday holidays, as shown in the Rules and Regulations, will be considered Off-Peak.

- A) On-Peak Hours: 1:00PM to 8:00PM
- B) Off-Peak Hours: 8:00PM to 1:00PM

**Surcharges and Riders** - Service under this rate is subject to surcharges and riders as defined on a separate surcharge or rider schedule.

**Fee and Tax Adjustment** - Any taxes, assessments, franchise fees, or any other charges or fees levied by a governmental entity or political subdivision upon BWL property, operations, or the production, distribution or sale of electric power, will be in addition to the rates set forth herein.

**Rules and Regulations** - Service under this rate is subject to the BWL Rules and Regulations for Electric Service hereby incorporated by reference.



**Separately Metered Plug-In Electric Vehicle Charging Residential Electric Service Rate: RES22**



**SEPARATELY METERED PLUG-IN ELECTRIC VEHICLE CHARGING RESIDENTIAL ELECTRIC SERVICE  
RATE CODE: RES22**

**Availability** - This rate is a voluntary rate available to any Lansing Board of Water & Light (“BWL”) customer at any Premises that qualifies for Electric Rate RES1 where separately metered Electric Vehicle Supply Equipment (“EVSE”) capable of providing Level 2 charging for plug-in electric motor vehicles is installed.

“EVSE” means a device or apparatus, including vehicle supply cable, connector, internal relays and controls designed specifically for the purpose of delivering energy from the premises wiring to a plug-in-electric motor vehicle. This equipment must meet or exceed all applicable codes, standards, and practices.

“Level 2 Charging” means providing 208 – 240 volt single phase alternating current energy to an onboard charger of an electric motor vehicle.

**Nature of Service** - The service is alternating current, 60 hertz, single phase, 208 to 240 nominal volts, Level 2 Charging as defined. However, the new circuit protective device rating shall not to exceed 60 amperes.

**Monthly Rate** - Shall be computed in accordance with the following charges:

	<u>11/1/2023</u>	
<b>Basic Service Charge</b>	\$4.75	Per month
<b>Commodity Charge</b>		
Off-Peak Summer	\$0.0895	Per kWh for all Off-Peak kWh between June 1 and September 30
On-Peak Summer	\$0.2457	Per kWh for all On-Peak kWh between June 1 and September 30
Off-Peak Winter	\$0.0895	Per kWh for all Off-Peak kWh between October 1 and May 31
On-Peak Winter	\$0.1385	Per kWh for all On-Peak kWh between October 1 and May 31

**Schedule of On-Peak and Off-Peak Hours** - The following schedule shall apply Monday through Friday, including weekday U.S. Holidays when applicable. Saturday and Sunday are Off-Peak. Designated NERC/MISO weekday holidays, as shown in the Rules and Regulations, will be considered Off-Peak.

- A) On-Peak Hours: 1:00PM to 8:00PM
- B) Off-Peak Hours: 8:00PM to 1:00PM

**Minimum Bill** - The Minimum Bill is the Basic Service Charge included in the Monthly Rate.

**Surcharges and Riders** - Service under this rate is subject to surcharges and riders as defined on a separate surcharge or rider schedule.

**Fee and Tax Adjustment** - Any taxes, assessments, franchise fees, or any other charges or fees levied by a governmental entity or political subdivision upon BWL property, operations, or the production, distribution or sale of electric power, will be in addition to the rates set forth herein.

**Rules and Regulations** - Service under this rate is subject to the BWL Rules and Regulations for Electric Service hereby incorporated by reference.

**65 & OVER**

**Senior Citizen Residential  
Electric Service**

**Rate: RES21**

**Closed to New Customers**



**SENIOR CITIZEN RESIDENTIAL ELECTRIC SERVICE  
RATE CODE: RES21**

**Availability** - This rate is closed to new Lansing Board of Water & Light (“BWL”) customers and only available to any single-family dwelling or multifamily dwelling of four units or less when the entire electric service requirements are supplied at one Premises through one meter who elected to enroll in this rate prior to November 1, 2022. The customer must 65 years of age or older and head of the household being served. Service to appurtenant buildings may be taken through the same meter.

Service under this rate is not available when a portion of the dwelling or an appurtenant building is used for commercial, industrial, or resale purposes unless the wiring is so arranged that service for residential and non-residential purposes are metered separately on separate Accounts.

**Nature of Service** - The service is alternating current, 60 hertz, single phase, 120/240 nominal volts.

**Monthly Rate** - Shall be computed in accordance with the following charges:

	<u><b>11/1/2023</b></u>	
<b>Basic Service Charge</b>	\$15.75	Per month
<b>Commodity Charge</b>		
Block 1	\$0.0906	Per kWh for the first 300 kWh
Block 2	\$0.1702	Per kWh for all kWh over 300 kWh


**Minimum Bill** - The Minimum Bill is the Basic Service Charge included in the Monthly Rate.

**Surcharges and Riders** - Service under this rate is subject to surcharges and riders as defined on a separate surcharge or rider schedule.

**Fee and Tax Adjustment** - Any taxes, assessments, franchise fees, or any other charges or fees levied by a governmental entity or political subdivision upon BWL property, operations, or the production, distribution or sale of electric power, will be in addition to the rates set forth herein.

**Rules and Regulations** - Service under this rate is subject to the BWL Rules and Regulations for Electric Service hereby incorporated by reference.





**65 & OVER**

**Advanced Meter Opt-Out  
Senior Citizen Residential  
Electric Service  
Rate: OPTOS  
Closed to New Customers**





**ADVANCED METER OPT-OUT SENIOR CITIZEN RESIDENTIAL ELECTRIC SERVICE  
RATE CODE: OPTOS**

**Availability** - This rate is closed to new Lansing Board of Water & Light (“BWL”) customers and only available to any single-family dwelling or multifamily dwelling of four units or less when the entire electric service requirements are supplied at one Premises through one non-transmitting meter who elected to enroll in this rate prior to November 1, 2022 and who elected to opt-out of advanced meters prior to July 1, 2022. Requirements for eligibility of the advanced meter opt-out program are stated in the Rules and Regulations. The customer must 65 years of age or older and head of the household being served. Service to appurtenant buildings may be taken through the same meter.

Service under this rate is not available when a portion of the dwelling or an appurtenant building is used for commercial, industrial, or resale purposes unless the wiring is so arranged that service for residential and non-residential purposes are metered separately on separate Accounts.

**Nature of Service** - The service is alternating current, 60 hertz, single phase, 120/240 nominal volts.

**Monthly Rate** - Shall be computed in accordance with the following charges:

	<u><b>11/1/2023</b></u>	
<b>Basic Service Charge</b>	\$15.75	Per month
<b>Commodity Charge</b>		
Block 1	\$0.0906	Per kWh for the first 300 kWh
Block 2	\$0.1702	Per kWh for all kWh over 300 kWh


**Opt-Out Fees** - The fees for the advanced meter opt-out program are stated in the Rules and Regulations.

**Minimum Bill** - The Minimum Bill is the Basic Service Charge included in the Monthly Rate.

**Surcharges and Riders** - Service under this rate is subject to surcharges and riders as defined on a separate surcharge or rider schedule.

**Fee and Tax Adjustment** - Any taxes, assessments, franchise fees, or any other charges or fees levied by a governmental entity or political subdivision upon BWL property, operations, or the production, distribution or sale of electric power, will be in addition to the rates set forth herein.

**Rules and Regulations** - Service under this rate is subject to the BWL Rules and Regulations for Electric Service hereby incorporated by reference.



**Advanced Meter Opt-Out  
Residential Electric Service  
Rate: OPTO  
Closed to New Customers**



**ADVANCED METER OPT-OUT RESIDENTIAL ELECTRIC SERVICE  
RATE CODE: OPTO**

**Availability** - This rate is closed to new Lansing Board of Water & Light (“BWL”) customers and only available to any single-family dwelling or multifamily dwelling of four units or less when the entire electric service requirements are supplied at one Premises through one non-transmitting meter who elected to opt-out of advanced meters prior to July 1, 2022. Requirements for eligibility of the advanced meter opt-out program are stated in the Rules and Regulations. Service to appurtenant buildings may be taken through the same meter.

Service under this rate is not available when a portion of the dwelling or an appurtenant building is used for commercial, industrial, or resale purposes unless the wiring is so arranged that service for residential and non-residential purposes are metered separately on separate Accounts.

**Nature of Service** - The service is alternating current, 60 hertz, single phase, 120/240 nominal volts.

**Monthly Rate** - Shall be computed in accordance with the following charges:

	<u>11/1/2023</u>	
<b>Basic Service Charge</b>	\$20.50	Per month
<b>Commodity Charge</b>		
Summer Months of June through September	\$0.1344	Per kWh for the first 500 kWh
	\$0.1399	Per kWh for all kWh over 500 kWh
Winter Months of October through May	\$0.1344	Per kWh for the first 500 kWh
	\$0.1379	Per kWh for all kWh over 500 kWh


**Opt-Out Fees** - The fees for the advanced meter opt-out program are stated in the Rules and Regulations.

**Minimum Bill** - The Minimum Bill is the Basic Service Charge included in the Monthly Rate.

**Surcharges and Riders** – Service under this rate is subject to surcharges and riders as defined on a separate surcharge or rider schedule.

**Fee and Tax Adjustment** - Any taxes, assessments, franchise fees, or any other charges or fees levied by a governmental entity or political subdivision upon BWL property, operations, or the production, distribution or sale of electric power, will be in addition to the rates set forth herein.

**Rules and Regulations** - Service under this rate is subject to the BWL Rules and Regulations for Electric Service hereby incorporated by reference.



# Power Supply Cost Recovery Adjustment Rider Code: PSCR



**POWER SUPPLY COST RECOVERY ADJUSTMENT  
RIDER CODE: PSCR**

The Power Supply Cost Recovery (PSCR) Adjustment permits the monthly adjustment of rates for the costs incurred in supplying electricity. All electric rates with a kWh billing determinant are subject to the PSCR Adjustment, as defined in the table of eligible rates below. In applying the PSCR Adjustment, the applicable rate per kWh shall be increased or decreased by the amount of the current PSCR Adjustment.

The PSCR Adjustment shall be reviewed and, as necessary, revised periodically in accordance with the provisions of this schedule, but not less frequently than every twelve months.

**Power Supply Cost Recovery (PSCR) Adjustment** - The amount per kWh by which the applicable rates shall be adjusted for billing in each month.

**Power Supply Cost** - Those costs incurred in supplying electricity. Costs include, but are not limited to, fuel burned and fuel related cost, fuel transportation, pre and post combustion fuel additives, fuel procurement, environmental allowances, costs of power purchase agreements, market energy, capacity, and ancillary services costs, and transmission costs.

**Over/Under Recovery** - The difference between actual Power Supply Cost for prior months and the amount of Power Supply Cost recovered by means of the Base Cost of Power Supply and the Power Supply Cost Recovery Adjustment. The Over/Under Recovery shall be added to the Power Supply Cost for purposes of computing the PSCR Adjustment for each month. Power Supply Cost will be offset with net wholesale energy, capacity, ancillary services, and transmission revenues.

**Base Cost of Power Supply** - The average Power Supply Cost included in the energy rates of the various rate schedules. Such amount shall not be recovered by means of the PSCR Adjustment. The current Base Cost of Power Supply is \$0.0361 per kWh sold.

**Eligible Rates** - The following rates will be subject to the PSCR Adjustment:

RES1	RESTOU	RES22
RES21	OPTO	OPTOS
SC1	SCTOU	MC1
MCTOU	MCEV	MCHLF
LC1	LCTOU	LCEV
LCHLF	XL1	XLHLF
EDHLF	UNM	UNMT
Other per Contract Terms		



# **Electric Environmental Charge Rider Code: ENVE**



**ELECTRIC ENVIRONMENTAL CHARGE  
RIDER CODE: ENVE**

**Purpose** - The Electric Environmental Charge permits the recovery of costs and expenses incurred from environmental remediation and mitigation activities that are required as matter of agreement, order, decree, or law. All electric rates with a kWh billing determinant are subject to the Electric Environmental Charge, as defined in the table of eligible rates below. All revenues collected from the Electric Environmental Charge will be directly applied to offset these environmental expenses and other associated expenses. The Electric Environmental Charge shall be reviewed and revised periodically in accordance with the provisions of this schedule and until the balance is zero. Should the Electric Environmental Charge collect revenues in excess of environmental expenses, the difference shall be refunded to the applicable rates.

**Electric Environmental Charge** - The current charge is **\$0.0020/kWh**

**Eligible Rates** - The following rates will be subject to the Electric Environmental Charge:

RES1	RESTOU	RES22
RES21	OPTO	OPTOS
SC1	SCTOU	MC1
MCTOU	MCEV	MCHLF
LC1	LCTOU	LCEV
LCHLF	XL1	XLHLF
EDM	EDHLF	UNM
UNMT	Other per Contract Terms	



# Low Income Energy Assistance Fund Surcharge: LIEAF





**LOW INCOME ENERGY ASSISTANCE FUND SURCHARGE**

**RIDER CODE: LIEAF**

**Purpose** - Public Act 95 of 2013 created a monthly surcharge on each retail billing meter to assist low-income residents with their utility bills. The intention is to provide funds to prevent disconnection of service and to help people become more energy self-sufficient. The surcharge is capped at \$1.00 per meter. Every customer receiving a retail distribution service will receive this surcharge on one meter. Every year, the program is reviewed and the LIEAF charge may be revised.

**LIEAF Surcharge** - The LIEAF surcharge as of 9/1/2023 is **\$0.88/billing meter**.



# Renewable Energy Plan Riders

**Renewable Energy Plan Surcharge  
Rider Code: REP**

**Voluntary Renewable Energy Rider  
Rider Code: VRER**

**Renewable Energy Distributed  
Generation Rider  
Rider Code: DG**

**Renewable Energy Net Metering Rider  
Rider Code: NM**



**RENEWABLE ENERGY PLAN SURCHARGE  
RIDER CODE: REP**

**Purpose -** The Renewable Energy Plan Surcharge (REP Surcharge) is designed to recover Renewable Energy Plan program costs, as required by 2016 PA 342.

The REP Surcharge will appear as a line item on the customer's bill.

*The REP Surcharge shall be reviewed and revised periodically in accordance with the provisions of this schedule, not to exceed the maximum surcharge allowed under the provisions of 2016 PA 342.*

**Monthly Surcharge -** Current Monthly REP Surcharges are as follows:

<b>Rate Schedule</b>	<b>REP Surcharge</b>	
<b><u>Residential</u></b>		
RES1	\$0.00	Per Month
RESTOU	\$0.00	Per Month
RES21	\$0.00	Per Month
OPTO	\$0.00	Per Month
OPTOS	\$0.00	Per Month
<b><u>Small Commercial</u></b>		
SC1	\$0.00	Per Month
SCTOU	\$0.00	Per Month
<b><u>Midsize Commercial</u></b>		
MC1	\$0.00	Per Month
MCTOU	\$0.00	Per Month
MCHLF	\$0.00	Per Month
<b><u>Large Commercial &amp; Industrial</u></b>		
LC1	\$0.00	Per Month
LCTOU	\$0.00	Per Month
LCHLF	\$0.00	Per Month
<b><u>Extra Large Industrial</u></b>		
XL1	\$0.00	Per Month
XLHLF	\$0.00	Per Month
<b><u>Economic Development Industrial</u></b>		
EDM	\$0.00	Per Month
EDHLF	\$0.00	Per Month
<b><u>Other Electric Service</u></b>		
SL1	\$0.00	Per Luminaire per Month
SL2	\$0.00	Per Luminaire per Month
SLCUST	\$0.00	Per Luminaire per Month
UNM	\$0.00	Per Month
UNMT	\$0.00	Per Month

Effective: November 1, 2023



**VOLUNTARY RENEWABLE ENERGY RIDER**  
**RIDER CODE: VRER**

**Availability** - This rider is available to Lansing Board of Water & Light ("BWL") customers making use of any BWL Electric Rate Schedule. The program will be capped based on availability of renewable energy.

**Nature of Service** – The BWL will provide renewable energy to enrolled participants; however, the BWL cannot guarantee that the actual electricity delivered to each participant's Premises at any specific time will be produced from a renewable energy resource. The renewable energy will be either provided in blocks of 250 kWh or in 5% increments of the customer's total energy consumption, with each participant determining the number of blocks or the percentage they wish to purchase for a Premises. The participant will be billed for the amount of renewable energy purchased, regardless of actual kWh usage at the enrolled Premises. If the customer purchases enough renewable energy to offset their annual kWh usage at the enrolled Premises, the participant is eligible to claim their enrolled Premises is served with 100% renewable energy, as renewable energy credits associated with the renewable energy purchased through this rider will be retired and will not be used to fulfill BWL's renewable energy compliance requirements or otherwise disposed of.

**Monthly Rate** - BWL will publish the price for renewable energy on its website. This price will increase or decrease from time to time based on cost and availability of renewable energy resources.

**Term and Form of Contract** - All non-residential participants will be subject to a contract stating the amount of renewable energy they will be purchasing and the period of time they will be enrolled in the rider.



## RENEWABLE ENERGY DISTRIBUTED GENERATION RIDER RIDER CODE: DG

**Purpose** - This rider provides the ability for Lansing Board of Water & Light (“BWL”) customers with on-site generated renewable energy to send renewable energy back to the electric grid when their generation exceeds their own consumption at the participating Premises.

**Availability** - Renewable Energy Distributed Generation (“DG”) rider participants must be an electric customer making use of any metered BWL Electric Rate Schedule. The DG Program will be voluntary and the selection of a Premises for participation in the DG program shall be based on the order in which the applications for the DG program are received by the BWL.

The customer’s renewable energy generating system may be limited, at BWL’s sole discretion, to geographical regions within the BWL’s service territory depending on infrastructure capacity.

**Eligible Renewable Energy Resources** - The customer’s renewable energy generating system must generate a portion or all of the retail electricity requirements at the Premises using a renewable energy resource including but not limited to the following: Biomass, Solar Photovoltaic, Storage or Wind. Other renewable energy resources not included in the list above must be approved by the BWL in advance of construction.

**Generation and Interconnection Requirements** - The customer’s renewable energy generating system and related equipment must be located on the Premises and serve only the Premises on the associated Account. DG applicants may apply to install generating systems of any capacity, but will be responsible for the cost of any resulting infrastructure upgrades to the BWL’s electric distribution system prior to energizing the generating system or as deemed necessary by the BWL and in accordance with the Rules and Regulations. The BWL, at its discretion, will make the final determination of the acceptable size of the renewable energy generating system eligible for participation. Before energizing an eligible renewable energy generating system, the applicant must: a) provide proof to the BWL that the generator has passed all applicable service upgrade and electrical inspections with the appropriate authority having jurisdiction, b) have signed a parallel operating agreement, and c) have permission to operate in writing from the BWL. The applicant cannot participate in the Advanced Meter Opt-Out Program as defined in the Rules and Regulations.

**Distributed Generation Billing** - All approved DG program applicants will be billed using an Inflow/Outflow methodology. Inflow to the customer’s Premises (delivered energy from the BWL) will be charged at the customer’s selected retail rate. Outflow from the customer’s Premises (received energy by the BWL) will be credited back to the customer monthly bill in the form of a reduction. The value of Outflow energy will be credited back the energy and capacity value of the resource, less 0.5 cents per kWh for administration of the DG program.

The energy value will be equal to the month’s average On-Peak Real-Time Locational Marginal Price (“LMP”) at the CONS.LANS node.

The capacity value will be equal to the MISO Zone-7 Planning Resource Auction capacity price multiplied by the capacity credit given by MISO for the same technology as the customer’s renewable energy generating system. This value will be credited on a per kWh basis based on the expected annual capacity factor for the renewable energy generating system.

**Renewable Energy Credits** – Customers may elect to sell their Renewable Energy Credits (“RECS”) to the BWL and receive additional value for Outflow energy. Customers who choose to sell their RECS to the BWL must sign a separate agreement with the BWL to allow the BWL to register their eligible renewable energy generating system in the Michigan Renewable Energy Certification System (“MIRECS”), enter generation data, and transfer the RECS to the BWL. The BWL will periodically update the price for RECS. The RECS will be measured from the Outflow of the customer’s bidirectional meter and will be the same meter used for the customer’s monthly billing.

**Rules and Regulations** - Service under this rider is subject to the BWL Rules and Regulations for Electric Service and the Renewable Energy Distributed Generation Program Standards hereby incorporated by reference. The BWL reserves the right to revise the terms and conditions including any electric energy buy-back pricing rates of future DG programs.





**RENEWABLE ENERGY NET METERING RIDER**  
**RIDER CODE: NM**

**Purpose** - This rider provides any Lansing Board of Water & Light ("BWL") customers with on-site generated renewable energy to send renewable energy back to the electric grid when their generation exceeds their own consumption at the participating Premises.

**Availability** – This rider is closed to new customers and only available to customers who have signed a parallel operating agreement before November 1, 2022. Customers enrolled in this rider on November 1, 2022 will be allowed to remain on the rider until November 1, 2032. This rider is non-transferrable.

Net Metering rider participants must be an electric customer making use of any metered BWL Electric Rate Schedule. The Net Metering Program will be voluntary and selection of Premises for participation in the net metering program shall be based on the order in which the applications for the net metering program are received by the BWL. The Net Metering Program will be in effect until the total nameplate capacity of all participating generators is equal to the maximum program limit of 1% of the BWL peak load for the preceding calendar year. The renewable energy generating system will not exceed 50 kW per Premises and may be limited, at BWL's sole discretion, to geographical regions within the BWL's service territory.

**Eligible Renewable Energy Resources** - The customer's renewable energy generating system must generate a portion or all of the retail electricity requirements at the Premises using a renewable energy resource including but not limited to the following: Biomass, Solar Photovoltaic or Wind. Other renewable energy resources not included in the list above must be approved in advance by the BWL.

**Generation and Interconnection Requirements** - The generation equipment must be located on the Premises and serve only the Premises on the associated Account. The Net Metering applicant shall be limited to generation capacity designed to meet the Premises' electric demand and energy needs. The BWL, at its discretion, will make the final determination of the acceptable size of the renewable energy generating system eligible for participation. Before participating in the Net Metering Program, the generator's Premises must be approved for parallel operation with BWL's electric distribution system by meeting all interconnection requirements.

**Monthly Rate** - All Net Metering Service Locations will be billed \$5.00 per month to recover costs associated with operating the Net Metering Program.

**Net Metering** - Net metering Premises with a system capable of generating 20 kW or less shall qualify for true net metering. For Service Locations who qualify for true net metering, the net of the bidirectional flow of kWh across the Premises interconnection with the BWL distribution system during the billing period, including excess generation credits, shall be credited at the full retail energy (kWh) rate.

- a) The credit for Net Excess Generation (NEG), if any, shall appear on the next bill and any excess credit not used to offset current charges shall be carried forward for use in subsequent billing periods.
- b) Reconciliation of any NEG credits will occur at the end of each calendar year. At that time the customer's NEG credit balance will be reset to zero and any NEG credits will be refunded at the average locational marginal price at the CONS.LANS node for the preceding year.
- c) If a customer leaves the provider's system or service is terminated for any reason, the BWL shall refund to the Premises the remaining NEG credit amount. Remaining NEG credits will be refunded at the average locational marginal price at the CONS.LANS node for the preceding year.

**Rules and Regulations** - Service under this rider is subject to the BWL Rules and Regulations for Electric Service and the Renewable Energy Net Metering Program Standards hereby incorporated by reference. The BWL reserves the right to revise the terms and conditions including any electric energy buy-back pricing rates of future Net Metering programs.