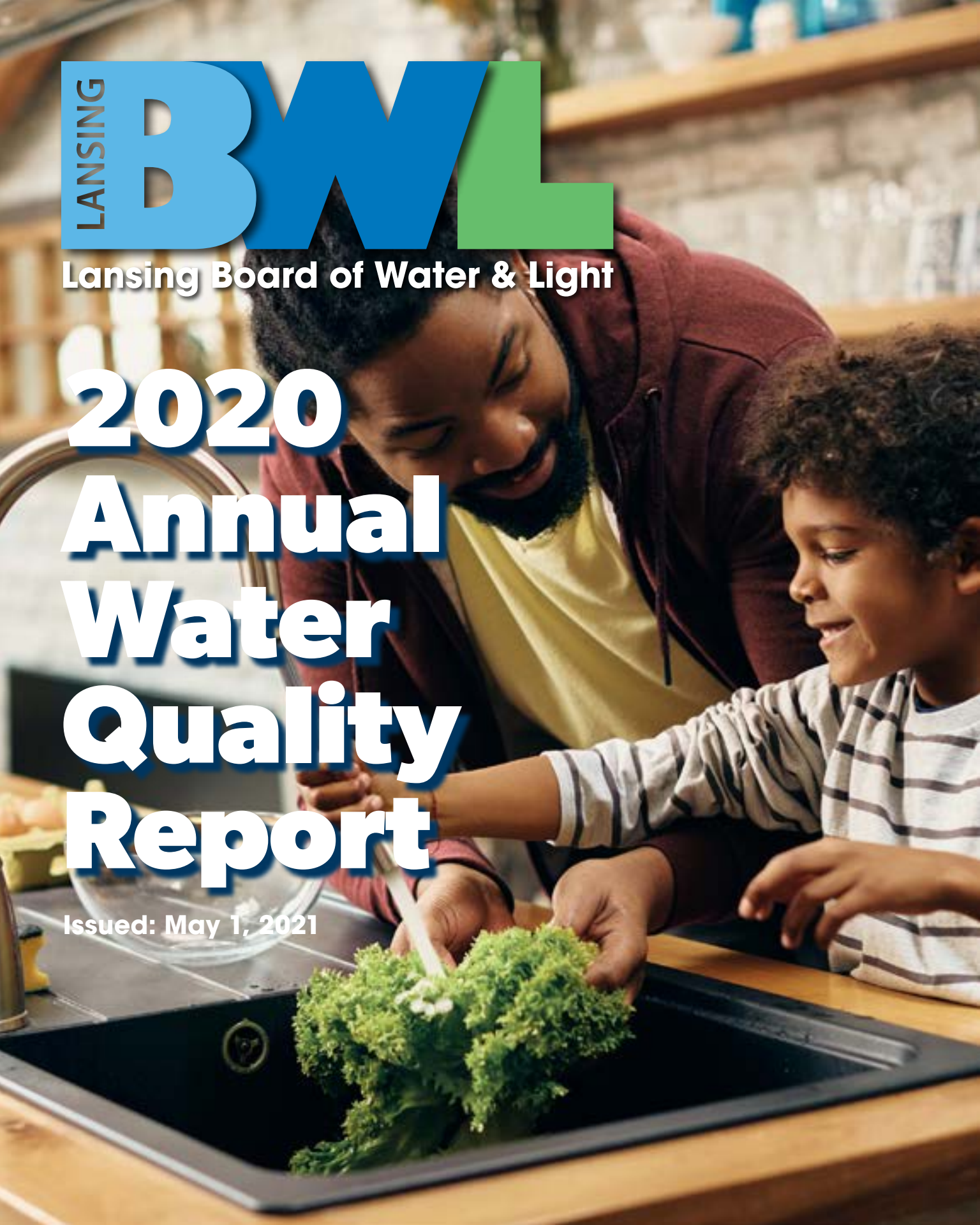




Lansing Board of Water & Light

# 2020 Annual Water Quality Report

Issued: May 1, 2021





Lansing Board of Water & Light continues to meet or exceed all water quality standards established by the U.S. Environmental Protection Agency (EPA) and the Michigan Department of Environment, Great Lakes, and Energy (EGLE)

We are pleased to present the 23rd annual report summarizing the quality of the drinking water provided to you by the Lansing Board of Water & Light (BWL) for the 2020 calendar year. This Consumer Confidence Report is required by the Federal and State of Michigan Safe Drinking Water Acts (SDWA). This report discusses the source of your tap water, the results of tests we regularly conduct to assure the quality of your water and additional information you may wish to know about your drinking water.

As a publicly-owned utility, the BWL encourages public interest and participation in decisions affecting the community's drinking water. The BWL's Board of Commissioners meet on the fourth Tuesday of every other month at our REO Town Depot Facility, 1201 S. Washington Avenue in Lansing or conducted via WebEx Conferencing due to public safety concerns resulting from the COVID-19 pandemic. Meeting dates and times are published in advance and may be found on the BWL's website or by calling 517-702-6006. Our board meetings are open to the public.

**Dear Customer,**

The last year has presented the world with challenges and caused a disruption in all of our lives, pushing us to take every precaution to ensure the health and safety of ourselves and loved ones. The BWL suspended water shut-offs during the pandemic before the state mandate to ensure customers could continue to have safe water available in their homes and businesses, and took extra measures to protect our workforce and maintain the reliability and continuity of utility services. The BWL understands the importance of having safe, affordable and reliable services during times of uncertainty. Knowing you have electricity and safe drinking water is essential.

The safety and quality of our drinking water is always a top concern, and the BWL works hard to protect our drinking water all the way from the groundwater source, to the faucets at our homes, schools and businesses. We continue to evaluate the water quality entering our water conditioning plants and in our water distribution to provide the best product to our customers. We're diligent at maintaining and upgrading equipment at our water conditioning plants and making improvements in our water distribution system by replacing old water mains. In 2020, we replaced approximately 8,010 feet or 1.5 miles of main throughout our service territory. The BWL currently has approximately 18,900 feet or 3.5 miles of main improvements scheduled for 2021.

The BWL is confident in our water, will continue to take steps to maintain great water quality and inform our customers about the benefits of drinking from the tap.

Sincerely,

A handwritten signature in blue ink, appearing to read "Angie Adams".

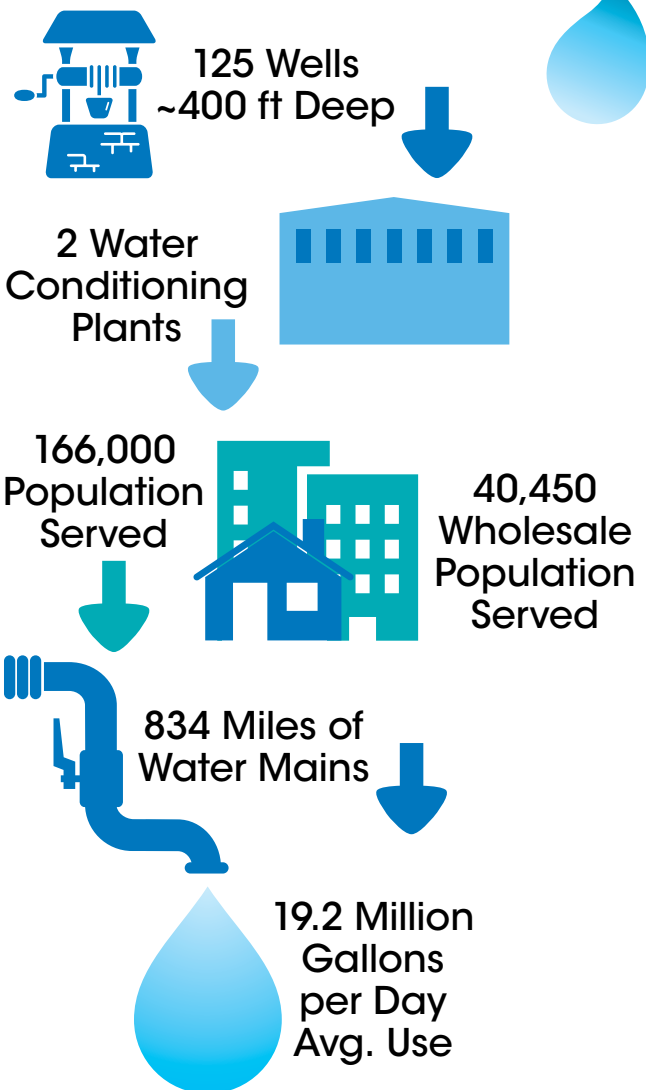
Water Quality Administrator

## About Us

The BWL was established in 1885 by a vote of the people of Lansing to fund a publicly owned utility to meet their need for adequate fire protection, proper sanitation and improved street lighting for the city. The Lansing community and the BWL service territory have been very fortunate to be located over the center of the Saginaw Aquifer, which has been called one of the finest natural sources of groundwater ever discovered.



BWL Water comes from the Saginaw Aquifer



## Recognitions

BWL would like you to join us in giving a shout out to all of our water personnel who made 2020 a huge success! When presented with all of the challenges from the pandemic, BWL employees stepped up to the plate and understood the importance of continuing to provide great water to our customers. Whether working remotely from home, at the Water Conditioning Plants, out in the field on water mains, collecting water samples throughout the system, analyzing the water samples in the lab or communicating with customers, BWL employees remain dedicated to providing safe, reliable and affordable drinking water to our customers.

### Table of Contents

Water Source . . . . .	4
Protecting Your Water Supply . . . . .	4
Data Tables and Information . . . . .	5
Unregulated Contaminants . . . . .	8
Important Information About Lead . . . . .	9
Parameters of BWL Conditioned Water . . . . .	11
Understanding Water Measurements . . . . .	11
EPA Health Information . . . . .	12
Contact Information . . . . .	12



## Water Source

BWL drinking water comes from 125 groundwater wells that are approximately 400 feet deep. The source of this plentiful supply is an underground aquifer, which underlies much of the mid-Michigan region. Water from BWL wells is transported through large transmission mains to one of two water conditioning plants.

The plants soften the water by removing about 80 percent of the hardness. The softened water is then disinfected, fluoridated, treated with corrosion control, filtered and stored in reservoirs for distribution to customers. Lansing is one of the largest communities in the country to rely exclusively on groundwater to meet its drinking water requirements.

## Protect Your Water Supply

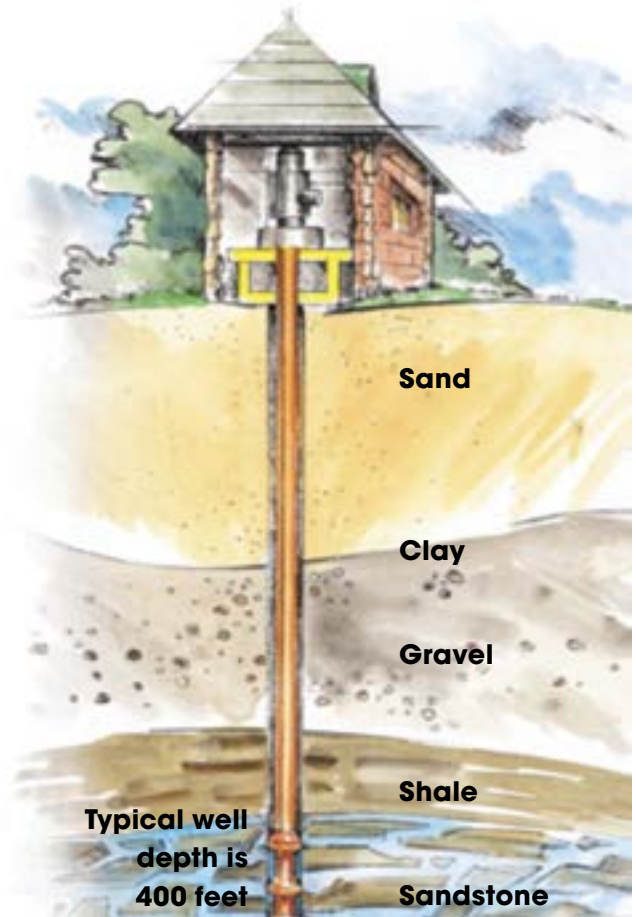


The BWL actively supports regional wellhead protection activities and has an award-winning Wellhead Protection Program. The United States Geological Survey has developed a regional aquifer computer model of the mid-Michigan area

that provides important information about the groundwater supplies. Major support for the project was provided through a state-administered wellhead protection grant to the BWL.

Lansing's drinking water source is largely protected from contamination or direct contact with surface waters by layers of clay and shale. There are areas at the surface, however, that directly contribute to the aquifer without the protection of clay and shale layers.

In 2003, EGLE assessed the vulnerability of the aquifer to impacts from human activities. Because there are several known and potential sources of contamination in and near the BWL's wellhead protection areas, the aquifer in this region has been assessed as "highly susceptible" to contamination. If you desire more information on this local Source Water Assessment, contact BWL's Water Quality Administrator at 517-702-7059 or [water@lbwl.com](mailto:water@lbwl.com).



## Help protect this essential resource.

Actions taken on the surface can impact the groundwater we drink.

- **Waste Disposal:** Properly dispose of waste such as gasolines, oils, pesticides, paints and antifreeze. Toxic substances poured/spilled on the ground or down a drain can contaminate the water you drink.
- **Never Flush:** Many items containing toxins are non-biodegradable. They clog pipes, destroy protective bacteria and wreak havoc at the Wastewater Treatment Plant. For a complete list, visit [epa.gov/septic](http://epa.gov/septic).
- **Medications:** Prescription and over-the-counter drugs are NOT safe to flush. They break down in the water and wastewater treatment plants. Treatment plants are not equipped to remove them, and they end up back in our water supply. Visit [Michigan.gov/egledrugdisposal](http://Michigan.gov/egledrugdisposal) to find a place to dispose of them properly.
- **Conserve:** Saving water reduces energy costs and helps keep more water in our lakes, rivers and groundwater supply.

## How to Read the Water Quality Data Tables

The BWL conducts frequent tests of the water and the following tables list parameters, even in the smallest traces, which may be associated with health, aesthetics or no established standards. Drinking water may reasonably be expected to contain at least small amounts of some parameters and this does not necessarily indicate a health risk. These tables contain the name, the highest level allowed if regulated, the ideal goals for public health if established, the amount detected and the usual sources of such parameter. The tables do not list the hundreds of parameters for which the BWL tested but did not detect a presence.

Unless otherwise noted, the data presented in this table is from testing done January 1 – December 31, 2020. The BWL can monitor for certain parameters less often than once per year because the concentrations are not expected to vary significantly from year to year. While all the data are representative of the BWL's water quality, some results are more than one year old.

### Key to Tables

<b>AL</b>	<b>Action Level:</b> The concentration of a contaminant which, if exceeded, triggers treatment or other requirements that a water system must follow.
<b>L1</b>	<b>Level 1 Assessment:</b> A study of the water supply to identify potential problems and determine (if possible) why total coliform bacteria have been found in our water system.
<b>L2</b>	<b>Level 2 Assessment:</b> A very detailed study of the water system to identify potential problems and determine (if possible) why an E. coli MCL violation has occurred and/or why total coliform bacteria have been found in our water system on multiple occasions.
<b>MCL</b>	<b>Maximum Contaminant Level:</b> The highest level of a contaminant that is allowed in drinking water. MCLs are set as close to the MCLGs as feasible using the best available treatment technology.
<b>MCLG</b>	<b>Maximum Contaminant Level Goal:</b> The level of a contaminant in drinking water below which there is no known or expected risk to health. MCLGs allow for a margin of safety.
<b>MRDL</b>	<b>Maximum Residual Disinfectant Level:</b> The highest level of a disinfectant allowed in drinking water. There is convincing evidence that the addition of a disinfectant is necessary for control of microbial contaminants.
<b>MRDLG</b>	<b>Maximum Residual Disinfectant Level Goal:</b> The level of a disinfectant in drinking water below which there is no known or expected risk to health. MRDLGs do not reflect the benefits of the use of disinfectants to control microbial contamination.
<b>N/A</b>	<b>Not Applicable</b>
<b>ND</b>	<b>Not detectable at testing limit</b>
<b>pCi/L</b>	<b>Picocuries per liter</b> (a measure of radioactivity)
<b>PPB</b>	<b>Parts Per Billion</b> , or micrograms per liter (ug/l) (equivalent to one penny in \$10,000,000).
<b>PPM</b>	<b>Parts Per Million</b> , or milligrams per liter (mg/l) (equivalent to one penny in \$10,000).

# 2020 Regulated Detected Contaminants Tables

## Substances Measured in the Distribution System

### Total Coliform Bacteria

As referenced by the EPA, total coliforms are a group of related bacteria that are (with few exceptions) not harmful to humans. A variety of bacteria, parasites and viruses, known as pathogens, can potentially cause health problems if humans ingest them. The EPA considers total coliforms a useful indicator of pathogens, such as E. coli, for drinking water. Total coliforms are used to determine the adequacy of water treatment and the integrity of the distribution system.

<https://www.epa.gov/dwreginfo/revise-total-coliform-rule-and-total-coliform-rule>

Microbial Contaminants	Number Detected	L1 Assessment Triggered?	L2 Assessment Triggered?	Major Sources	Violation?
Total Coliform Bacteria	1	No	No	Naturally present in the environment	No
E. coli	0	No	No	Human or animal fecal waste	No

### Disinfectants and Disinfection By-Products

The BWL adds chloramine to its water at the conditioning plants to protect against bacterial growth. Chloramine is used instead of other disinfectant options because it minimizes the number and level of chlorination byproducts, persists longer in the distribution system and leaves little or no unpleasant odor and taste. The following table lists the chloramine levels and disinfection byproducts created by the reaction of our chloramine treatment and naturally occurring organic compounds.

Regulated Contaminant	Unit	MCL	MCLG	Highest Average Detected Level	Range of Detected Levels	Major Sources	Violation?
Haloacetic Acids (HAA5)	PPB	60	N/A	2.5	1.3 to 3.2	By-product of drinking water disinfection	No
Total Trihalomethanes (TTHMs)	PPB	80	N/A	3.4	2.6 to 4.1	By-product of drinking water disinfection	No
Chloramines	PPM	MRDL 4	MRDLG 4	1.8	0.29 to 3.1	Water additive to control microbes	No

## Substances Measured at the Water Conditioning Plant

Regulated Contaminant	Unit	MCL	MCLG	Highest Detected Level	Range	Date Tested	Major Sources	Violation?
Fluoride	PPM	4	4	0.61	0.54 to 0.61	7/9/20	Erosion of natural deposits; water additive which promotes strong teeth; discharge from fertilizer and aluminum factories.	No

Radioactive Contaminant	Unit	MCL	MCLG	Highest Detected Level	Range	Date Tested	Major Sources	Violation?
Radium 226 and 228	pCi/L	5	0	1.95±0.44	0.84±0.51 to 1.95±0.44	7/7/16	Erosion of natural deposits.	No

Special Monitoring (Not Regulated)	Unit	MCL	Highest Detected Level	Range	Date Tested	Major Sources	Violation?
Sodium	PPM	Not Established	100	99 to 100	7/9/20	Natural constituent of groundwater.	N/A

## 2020 Lead and Copper - Monitoring at Customers' Tap

Contaminant Subject to AL	Unit	AL	MCLG	9 out of 10 homes were below a level of:	# of samples above the action level:	Range of Individual Sample Results:	Major Sources	Violation?
Copper	PPM	*1.3 at 90th percentile	1.3	0	0	0.0 to 0.0	Corrosion of household plumbing systems; erosion of natural deposits.	No
Lead	PPB	**15 at 90th percentile	0	2	1	0 to 18***	Lead service lines, corrosion of household plumbing including fittings and fixtures; Erosion of natural deposits.	No

### Water Quality Table Footnotes:

\* 9 out of 10 homes tested must show a concentration equal to or lower than 1.3 parts per million

\*\* 9 out of 10 homes tested must show a concentration equal to or lower than 15 parts per billion

\*\*\* One home out of 51 homes sampled showed a result at 18 ppb, the customer installed a new water heater the day prior to sampling and may have dislodged a lead particle from the water heater. A resample at the home had a 2 ppb result. All other homes sampled during compliance were between 0 and 2.2 ppb.

## Important Information About Your Drinking Water

### Monitoring Requirements Not Met for the Lansing Board of Water & Light

We are required to monitor your drinking water for specific contaminants on a regular basis. Results of regular monitoring are an indicator of whether our drinking water meets health standards. During May 1, 2020 to May 31, 2020, we did not correctly monitor for trihalomethanes (TTHM). Therefore, we cannot be sure of the quality of our drinking water during that time.

**What should I do?** There is nothing you need to do at this time. This is not an emergency. You do not need to boil water or use an alternative source of water. Even though this is not an emergency, as our customer, you have a right to know what happened and what we are doing to correct the situation.

The table below lists the contaminants we did not properly test for, how often we are supposed to sample for these contaminants, how many samples we are supposed to take, how many samples we took, when samples should have been taken, and the dates we will collect follow-up samples.

Contaminant	Required Sampling Frequency	Number of Samples Taken	When All Samples Should Have Been Collected	Date Additional Samples Will Be Collected
TTHM	2 Samples/3 Months	0	May 1, 2020 - May 31, 2020	Aug 1, 2020 - Aug 31, 2020

### What happened? What is being done?

We collected the required samples, but they were not analyzed for TTHM during the required hold time. We are making every effort to assure this does not happen again, and have collected the required follow-up samples.

For more information, please contact the BWL's Water Quality Administrator at 517-702-7059 or [water@bwl.com](mailto:water@bwl.com).

Please share this information with all the other people who drink this water, especially those who may not have received this notice directly (for example, people in apartments, nursing homes, schools, and businesses). You can do this by posting this notice in a public place or distributing copies by hand or mail.

## Unregulated Contaminants

Unregulated contaminants do not have an MCL or MCLG but are reported to and evaluated by EGLE and EPA. Monitoring helps the EPA determine which areas of the country these contaminants are being detected and to develop future regulations. As our customers, you may request the results of our tests by contacting the BWL's Water Quality Administrator at 517-702-7059 or [water@lbwl.com](mailto:water@lbwl.com).

The BWL monitors for Perfluorinated Compounds (PFAS), which included PFOS and PFOA, at the entry point to the distribution system annually and no PFAS has been detected.

The BWL monitored for 1,4-Dioxane, at the entry point to the distribution system in 2015 and it was detected at trace levels at our Dye Water Conditioning Plant (less than 0.2 ppb). The EPA has established a lifetime health advisory level of 200 ug/L (or ppb), and the EGLE established an action level of 7.2 ppb (consistent with the Part 201 Residential Drinking Water Cleanup Criterion). The BWL continues to monitor 1,4-Dioxane quarterly at our Dye Water Conditioning Plant so we can respond accordingly if needed.

For additional information on Contaminants of Emerging Concern, visit [lbwl.com/customers/water-resource-center/contaminants-emerging-concern](http://lbwl.com/customers/water-resource-center/contaminants-emerging-concern)

Unregulated Contaminants	Unit	Average Detected Level	Range	Date Tested	Major Sources
Chromium	PPB	0.2	0.2-0.3	Feb & Aug 2015	Natural constituent of groundwater
Molybdenum	PPB	1.1	0-1.2	Feb & Aug 2015	Industrial activities; naturally occurring sources
Strontium	PPB	166	120-210	Feb & Aug 2015	Industrial activities; naturally occurring sources
Vanadium	PPB	0.3	0.2-0.4	Feb & Aug 2015	Industrial activities; naturally occurring sources
Chromium Hexavalent	PPB	0.2	0.14-0.24	Feb & Aug 2015	Industrial activities; naturally occurring sources
Chlorate	PPB	174	32-330	Feb & Aug 2015	By-product of disinfection
1,4-Dioxane	PPB	0.14	0.14-0.14	Feb & Aug 2015	Industrial activities and landfills
Manganese	PPB	0.54	0.44-0.67	Mar & Aug 2020	Natural constituent of groundwater
HAA5	PPB	2.25	1.74-3.133	Mar & Aug 2020	By-product of disinfection
HAABr	PPB	0.31	0-0.46	Mar & Aug 2020	By-product of disinfection
HAA9	PPB	2.56	2.20-3.46	Mar & Aug 2020	By-product of disinfection

## Information About Fluoride

The raw water coming into the BWL's two water conditioning plants has a naturally occurring level of fluoride of approximately 0.35 ppm. The BWL adds fluoride to the water to bring it to the optimal level of 0.7 ppm recommended by the Center for Disease Control and Prevention and the U.S. Public Health Service and approved by the EPA.

As stated on the [www.CDC.gov/fluoridation/safety](http://www.CDC.gov/fluoridation/safety) website, the "CDC monitors the public health benefits and risks of community water fluoridation from studies published by panels of experts from health and scientific fields. These reviews, conducted over many years, have concluded that water fluoridation is both safe and effective."

Further information about fluoride in drinking water, including specific information about infants, can be obtained from the CDC website at [www.cdc.gov/fluoridation](http://www.cdc.gov/fluoridation)





## How the BWL is Reducing Exposure to Lead in Drinking Water

The BWL follows a two-part strategy to protect its residential and commercial customers from exposure to lead leaching into drinking water. First, in December 2016, the BWL replaced its last active lead service line, joining Madison, Wisconsin as the second water utility in the nation to have removed all lead service lines. The project began in 2004 and removed 12,150 active lead service lines at a cost of \$44.5 million. The BWL replaced the connection from the water main to the meter, which the BWL owns, at a home or business.

Secondly, the BWL uses a corrosion control additive to create a protective coating in the water mains, service lines and indoor plumbing. To assure that these strategies are effective, the BWL conducts daily monitoring at the plant for corrosion control concentrations and periodic monitoring in the distribution system for corrosion control, and lead and copper in the drinking water. These are just a few of the many tests performed by the BWL to assure the water remains safe.

The BWL's compliance monitoring is every three years for lead and copper and was last sampled in June 2020.



### Important Information About Lead

If present, elevated levels of lead can cause serious health problems, especially for pregnant women and young children. Lead in drinking water comes primarily from materials and components associated with water service lines and home plumbing. The BWL is responsible for providing high-quality drinking water but cannot control the variety of materials used in plumbing components. When your water has been sitting for several hours, you can minimize the potential for lead exposure by flushing your tap for 30 seconds to 2 minutes before using water for drinking or cooking.

Infants and children who drink water containing lead could experience delays in their physical or mental development. Children could show slight deficits in attention span and learning abilities. Adults who drink this water over many years could develop kidney problems or high blood pressure.

If you are concerned about lead in your water, you may wish to have your water tested. Information on lead in drinking water, testing methods and steps you can take to minimize exposure is available from the Safe Drinking Water Hotline (800-426-4791) or at <http://water.epa.gov/drink/info/lead/index.cfm>

## Is There Lead in My Water?

There is no detectable lead in BWL drinking water when it leaves our conditioning plants. However, since water is naturally corrosive, small amounts of lead can dissolve into your drinking water if your water sits for several hours in contact with household plumbing fixtures, solder or faucets. The corrosion control additive the BWL uses creates a protective coating to reduce or eliminate the risk of exposure, but the EPA recommends additional steps you can take.

### Reduce Your Exposure To Lead



-  Use only cold water for drinking, cooking and making baby formula. *Boiling water does not remove lead from water.*
-  Regularly clean your faucet's screen (also known as an aerator).
-  Consider using a water filter certified to remove lead and know when it's time to replace the filter.
-  Before drinking, flush your pipes by running your tap, taking a shower, doing laundry or a load of dishes.

To find out for certain if you have lead in drinking water, **have your water tested.**

Arrangements can be made for water testing through your county health department and each test costs about \$20.

### Identify Other Lead Sources In Your Home

Lead in homes can also come from sources other than water. If you live in a home built before 1978, you may want to have your paint tested for lead. Consider contacting your doctor to have your children tested if you are concerned about lead exposure.



For more information, visit: [epa.gov/safewater](http://epa.gov/safewater)

For more information about lead, please visit [lbwl.com/water](http://lbwl.com/water)

## Parameters of BWL Conditioned Water

The BWL performs an average of 16,000 water quality tests per year. This table represents results of typical concentrations and ranges of other parameters present in your water supply. These results are within acceptable ranges. The results can vary depending on the wells that are in use, the time of the year and the different areas of the water distribution system. For a PDF version of this list, please visit the BWL website at [lbwl.com/water](http://lbwl.com/water) and click the *Typical Analysis of Conditioned Water*.

Parameter	Units	Your Water Results	
		Typical Concentration	Range
Calcium (as CaCO <sub>3</sub> )	PPM	60	40-70
Magnesium (as CaCO <sub>3</sub> )	PPM	42	33-58
Hardness* (as CaCO <sub>3</sub> )	PPM	98	86-130
Carbonate (as CaCO <sub>3</sub> )	PPM	22	17-27
Bicarbonate (as CaCO <sub>3</sub> )	PPM	16	13-23
Total Alkalinity (as CaCO <sub>3</sub> )	PPM	35	31-51
Iron*	PPM	0.1	0.1-0.25
Sulfate*	PPM	104	80-170
Chloride*	PPM	70	50-100
Phosphate, Ortho (as P)	PPM	0.3	0.1-0.6
pH	pH units	9.4	9.0-10
Total Dissolved Solids	PPM	275	250-300
Conductivity*	uS/cm	580	450-730

\*These parameters will typically be at the high end of the range during high demand periods in the summer months of June, July and August.

## Understanding Water Measurements

Ever feel confused when reading the results presented in the data tables? Don't worry, you're not alone. It can be difficult to understand parts per million (ppm), parts per billion (ppb) or even parts per trillion (ppt). Some results are also measured in Metric units, which can be even more confusing. Parts per million is the same as mg/L (milligram per liter), parts per billion is the same as ug/L (micrograms per liter) and parts per trillion is the same as ng/L (nanogram per liter). Whichever way you see these results in a data table or lab report, we want to help make it a little easier to understand.

Let's start with the largest measure typically used in water quality, parts per million, which for example, is how we measure Chlorine residuals. Here are some references that may help you visualize the scale for ppm.

One ppm is like:

- one inch in 16 miles,
- one second in 11.5 days,
- one minute in two years, or
- one penny in 10 thousand dollars (\$10,000)



Now, even smaller is parts per billion. This is what's used to measure lead.

One ppb is like:

- one inch in 15,782 miles,
- one second in nearly 32 years,
- one minute in two thousand years, or
- one penny in 10 million dollars (\$10,000,000)

Now, let's go down to the measurement being used for the emerging contaminant perfluoroalkyl substances (PFAS), parts per trillion.

One ppt is like:

- one second in 31,709 years,
- one minute in two million years, or
- one penny in 10 billion dollars (\$10,000,000,000)



## General Health Information Provided by the EPA

In order to ensure that tap water is safe to drink, the EPA prescribes regulations which limit the amount of certain contaminants in water provided by public water systems. United States Food and Drug Administration (FDA) regulations also establish limits for contaminants in bottled water, which must provide the same protection for public health.

Drinking water, including bottled water, may reasonably be expected to contain at least small amounts of some contaminants. The presence of contaminants does not necessarily indicate that water poses a health risk. More information about contaminants and potential health effects can be obtained by calling the **EPA's Safe Drinking Water Hotline (800-426-4791)**.

The sources of drinking water (both tap water and bottled water) include rivers, lakes, streams, ponds, reservoirs, springs and wells. As water travels over the surface of the land or through the ground, it dissolves naturally occurring minerals and radioactive material, and can pick up substances resulting from the presence of animals or from human activity.

Contaminants that may be present in source water include:

- **Microbial contaminants**, such as viruses and bacteria, which may come from sewage treatment plants, septic systems, agricultural livestock operations and wildlife.
- **Inorganic contaminants**, such as salts and metals, which can be naturally occurring or result from urban stormwater runoff, industrial or domestic wastewater discharges, oil and gas production, mining or farming.
- **Pesticides and herbicides**, which may come from a variety of sources such as agriculture, stormwater runoff and residential uses.
- **Organic chemical contaminants**, including synthetic and volatile organics, which are byproducts of industrial processes and petroleum production, can also come from gas stations, urban stormwater runoff and septic systems.
- **Radioactive contaminants**, which can be naturally occurring or be the result of oil and gas production and mining activities.

Some people may be more vulnerable to contaminants in drinking water than the general population. Immunocompromised persons such as persons with cancer undergoing chemotherapy, persons who have undergone organ transplants, people with HIV/AIDS or other immune system disorders, some elderly and infants can be particularly at risk of infections. These people should seek advice about drinking water from their healthcare providers. EPA/CDC guidelines on appropriate means to lessen the risk of infection from microbial contaminants are available from the Safe Drinking Water Hotline (800-426-4791).

For more information about our water quality, please contact the BWL's Water Quality Administrator at 517-702-7059 or [water@lbwl.com](mailto:water@lbwl.com). Learn more about the BWL water system at [www.lbwl.com/water](http://www.lbwl.com/water). For more information about safe drinking water, visit the U.S. Environmental Protection Agency (EPA) at [www.epa.gov/safewater/](http://www.epa.gov/safewater/).



PO Box 13007  
Lansing, MI 48901  
517-702-6006  
lbwl.com

**TOMMY  
TAP WATER  
SAYS, 'FILL,  
AT THE TAP  
DRINK, REPEAT'**

